

Auto PAC 300

A broad range of features in a reliable strapper, priced less than competing brands...

The Auto PAC 300 is our newest arch strapper. It is ideal for moderate to high volume applications where 9mm (3/8") or 12mm (1/2") strap is the preferred material. The Auto PAC 300 is fast, consistent and reliable. In addition, it has all the "user friendly" features, usually found on machines costing thousands of dollars more. The Auto PAC 300 is completely supported with one of the best warranties in the industry, over 99% parts availability within 24 hours, and unlimited, free telephone support for the life of the machine. The following features are standard on the Auto PAC 300:


- Lubrication Free Strapping Head**
 The strapping head never needs lubrication.
- Auto Feeding**
 Loading strap is automatic, activated by pressing the feed switch.
- Jam Free Automatic Re-Feeding**
 In the event of any feeding problems, the strap is automatically re-fed into the strapping head, and the machine returns to the ready position.
- Loop Ejection**
 Missed straps are automatically ejected from the machine, and the Auto PAC 300 re-sets itself.
- End of Strap Sensor**
 If the coil does not have enough strap to complete the cycle, the Auto PAC 300 ejects the short piece, and the machine is immediately ready for a new coil.
- Three Activation Methods**
 The Auto PAC 300 can be activated manually, with a foot pedal, or with a standard photocell.
- Electronic Tension**
 Tension is controlled electronically, yielding consistent tension.
- Improved Speed**
 Up to 30 cycles per minute.
- CE Certified**

TECHNICAL SPECIFICATIONS

Dimensions: 56.3"L x 24.4"D x 60.6"H
 Table Height: 31.9"
 Package Size: Minimum- 5"W x 1 1/4"H
 Maximum- Depends on arch size
 (See chart for available sizes)
 Weight: 485 lbs.
 Tension Range: 15 – 150 lbs.
 Speed: 30 cycles per minute
 Strap Size: 3/8", 9mm – 1/2", 12mm
 Core Size: 8x8, 9x8
 Power Requirements: 110V, Single phase 50/60 Hz






SIMPLIFIED CONTROL PANEL



LOOP EJECTION

Width \ Height	25.6" 650mm	33.4" 850mm	41.3" 1050mm	49.2" 1250mm	57.0" 1450mm	64.9" 1600mm	72.8" 1850mm
15.7" 400mm							
23.6" 600mm	Standard	Standard					
31.5" 800mm							
39.4" 1000mm							
47.2" 1200mm							

AVAILABLE ARCH SIZES (INCHES/MM) AUTO PAC 300 STANDARD UNITS

-  AVAILABLE IN 1/2" AND 3/8" STRAP
-  AVAILABLE FOR 1/2" HEAVY DUTY STRAP (500 LBS. OR GREATER)
-  NOT AVAILABLE
- REQUIRES A STRAP OF .028" THICK OR GREATER.